

American eel management in Maine

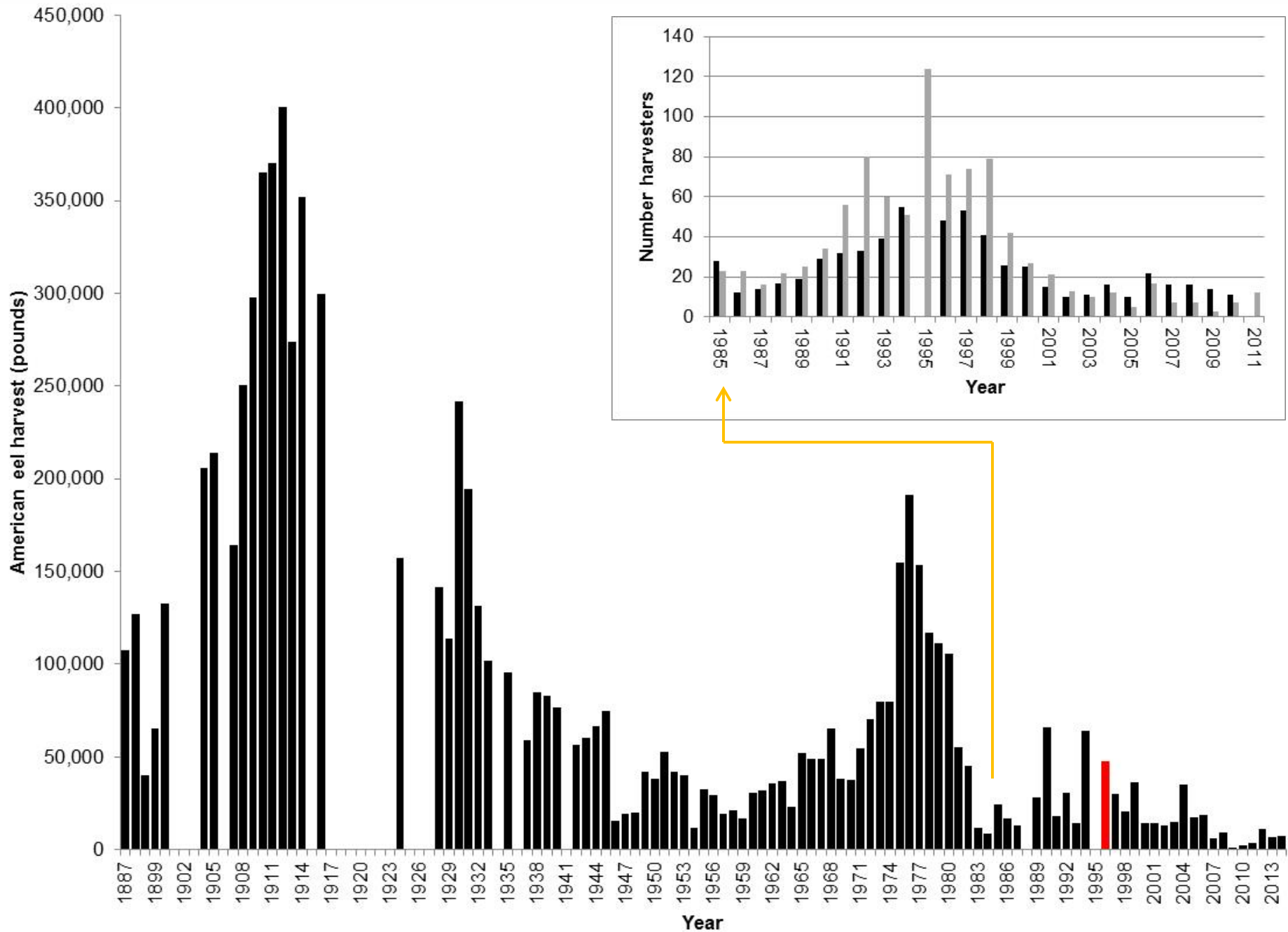
Gail Wippelhauser Ph. D.
Maine Department of Marine Resources



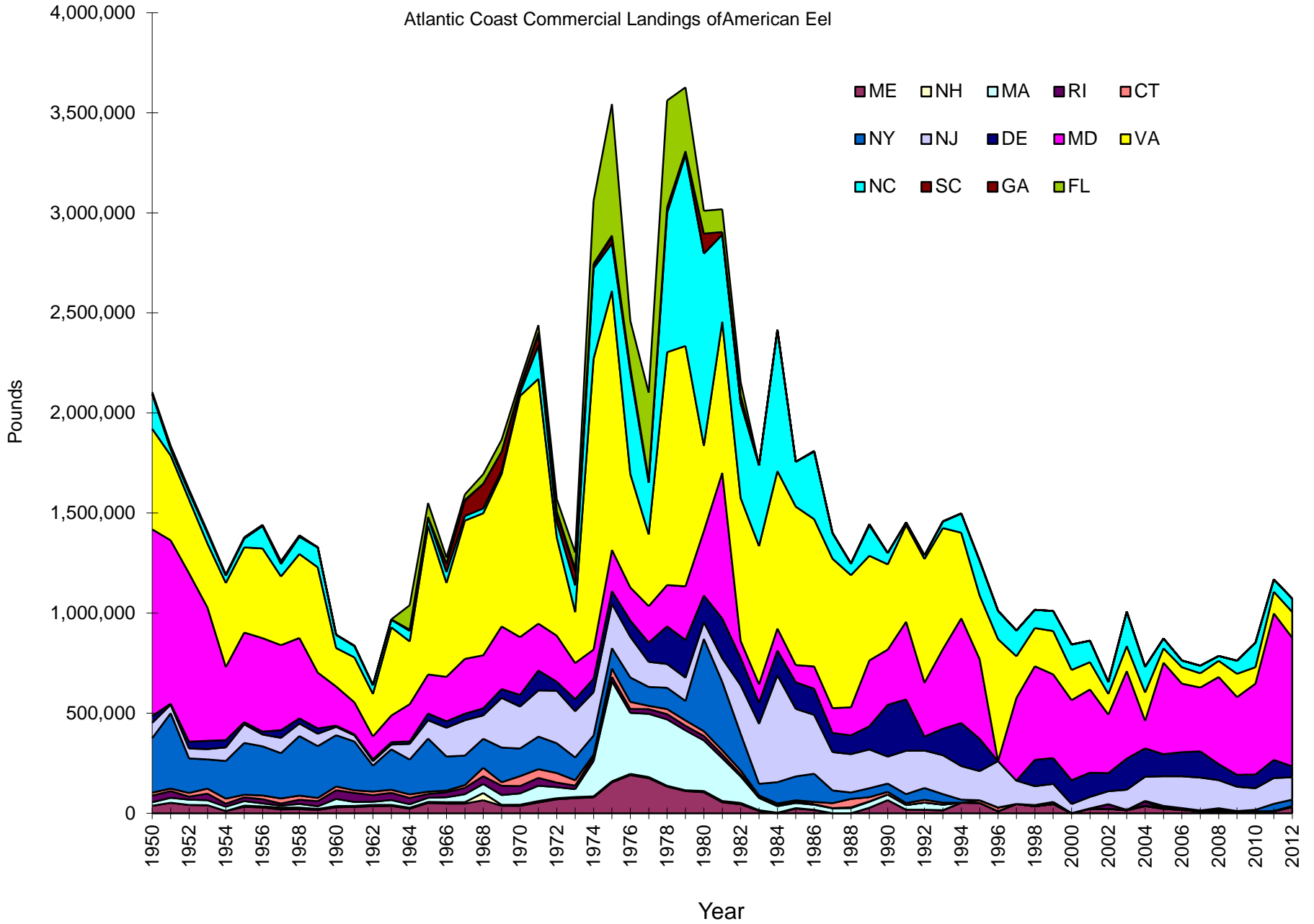
www.maine.gov/dmr

Management options

- ▶ Fisheries
 - Silver eels
 - Yellow eels
 - Glass eels (elvers)
- ▶ State
 - Legislature – law
 - DMR – rule
- ▶ Atlantic States Marine Fisheries Commission (ASMFC)
 - Fisheries management plan



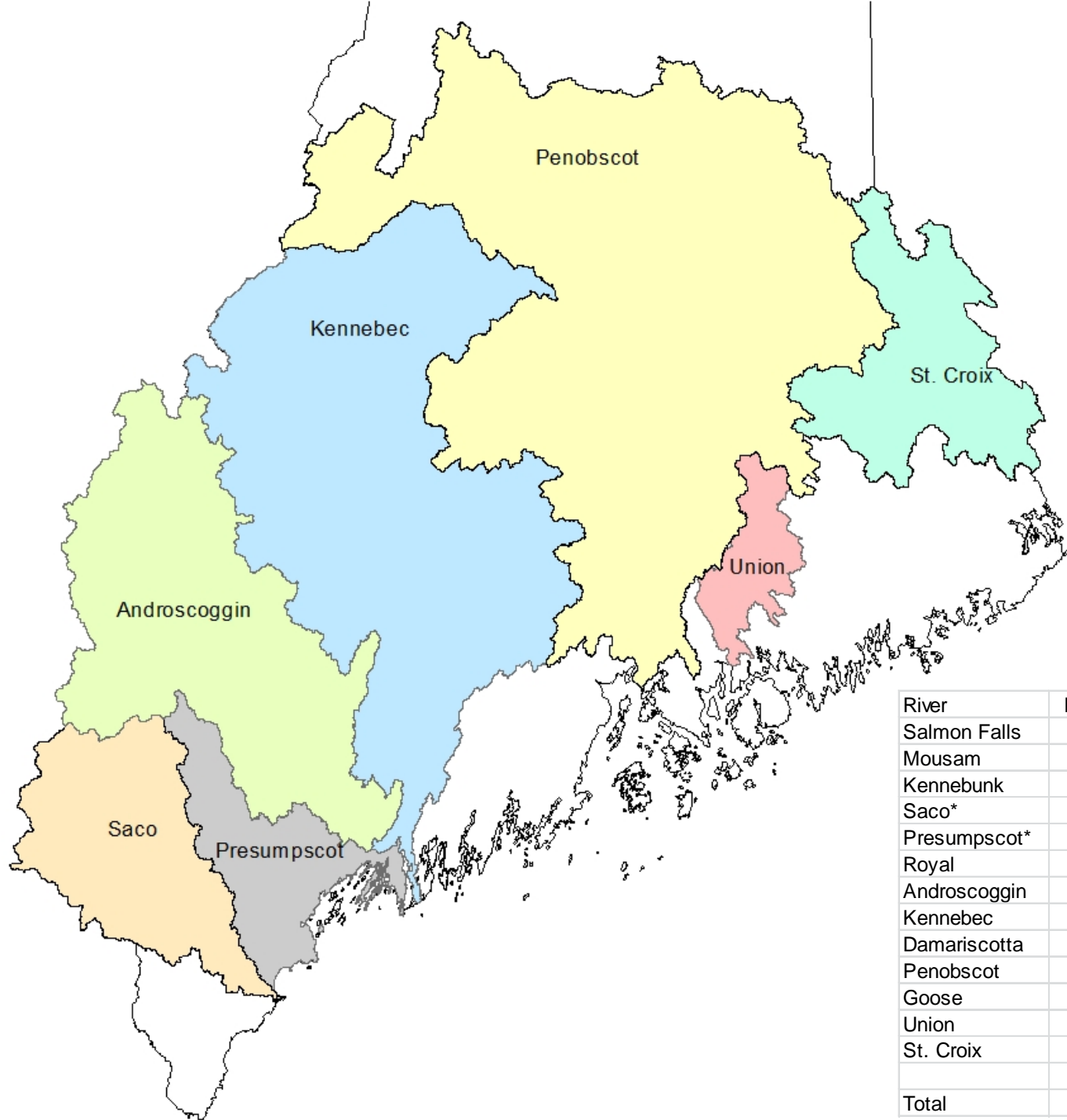
Atlantic Coast Commercial Landings of American Eel



Year	Harvest (pounds)	Number licenses	Number fyke nets	Number dip nets	Total nets	Value	Mean price per pound	Management
2015	5,242					\$11,389,864	\$2,172	Addendum IV (9,688 pounds annually for 2015-2018
2014	9,332	1,071	393	801	1,194	\$8,474,302	\$874	ME instituted quota (11,479 pounds=35% reduction)
2013	18,076	658	474	336	810	\$32,926,991	\$1,822	tribes can issues permits; fines and loss of license
2012	20,764	557	340	172	512	\$37,717,192	\$1,816	lottery restarted, gear not to exceed 2011 count; civil fines increased
2011	8,585	407	350	175	525	\$7,653,332	\$891	
2010	3,158	429	366	185	551	\$584,851	\$185	
2009	5,199	451	382	195	577	\$519,569	\$100	
2008	6,952	468	393	199	592	\$1,486,353	\$214	
2007	3,714	510	428	211	639	\$1,287,479	\$347	
2006	6,967	653	510	279	789	\$427,161	\$61	lottery ended
2005	5,476	284	320	103	423	\$1,299,252	\$237	
2004	1,284	267	228	93	321	\$119,614	\$93	
2003	3,325	462	506	190	696	\$84,068	\$25	
2002	9,654	443	496	231	727	\$278,278	\$29	
2001	1,687	459	521	251	772	\$40,568	\$24	
2000	2,625	665	754	378	1,132		\$11	lottery started; ASMFC plan-status quo or reduced fishery; YOY survey; catch and effort reporting
1999	3,587	744	804	438	1,242		\$25	cap of 827 licenses, gear and season reduced, gear definitions, minimum age, gear placement, dealer reports
1998	14,360	2,314	3,806	2,111	5,917		\$300	two closed days; gear definitions
1997	7,360	1,399	1,844	1,283	3,127		\$300	cost of gear reduced; excluder panel; gear definitions
1996	10,193	2,207	2,632	2,075	4,707		\$300	Legislation: elvers in coastal water, yellow eel by pot in coastal and inland water; silver eel moratorium; elver license, gear cap, gear fees, season, closed day, middle third open, eel and elver fund;
1995	16,599	< 1,868					\$230	finfish license; development of ME management plan
1994	7,374							finfish license
1978	16,645							finfish license
1977	22,000							finfish license; no rules or regulations
1974								elver report issued
1971-72								study of elver run

Management options

- ▶ Eel passage (State)
 - During hydropower project relicensing
 - (every 30–50 years)
 - Upstream and downstream recommendations
 - Some dams are exempt or nonjurisdictional
 - LIHI certification (green energy)
 - State fishway proceeding at nonhydropower dams



River	Barriers	US passage	DS passage
Salmon Falls	11	1	1
Mousam	5		
Kennebunk	1		
Saco*	13	6	1
Presumpscot*	9	6	6
Royal	1		
Androscoggin	15		
Kennebec	24	14	12
Damariscotta	1	1	1
Penobscot	22	9	9
Goose	5		
Union	3		1
St. Croix	7		
Total	117	37	31

